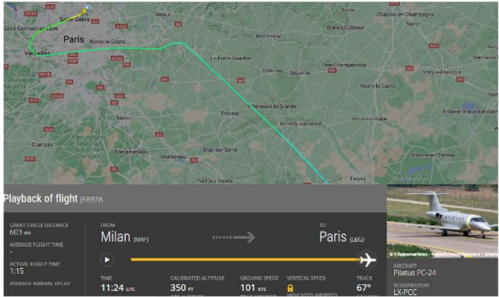


Travel Time to Paris and Airport Selection

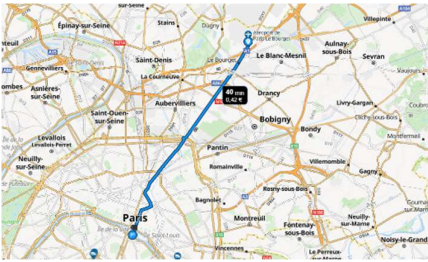
Randomly chosen, real flight on 2nd October 2024, period from 11:00z local arrival into Paris region.
Departure from Milan / LIMC
Aircraft: Pilatus PC24 / LX-PCC operated by JetFly

Into Paris from LFPB – Paris Le Bourget

11 :24 Landed

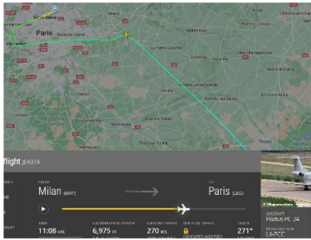
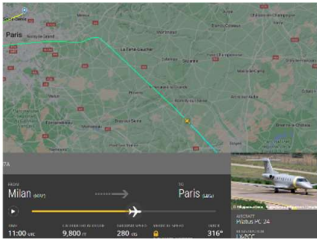


11 :32 8 mins - taxied to FBO and PAX at FBO
11:42 8 mins – PAX into ground transport and exits Le Bourget to the motorway to Paris
12:20 40 mins - drive time // arrive Central Paris / Notre Dame Cathedral / zero distance marker for France. (drive time viamichelin.com)

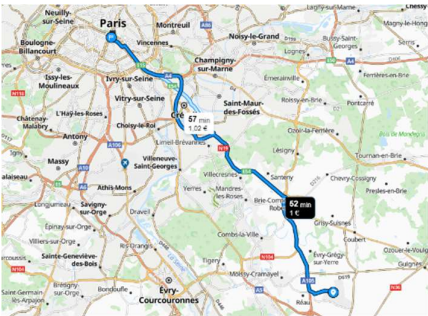


Into Paris from LFPM – Paris Villaroche

11:08 Estimated landing time, avoiding flight around Southern Paris to LFPB



11:11 4 mins - taxied to FBO and PAX in ground transport directly on the ramp
11:15 4 mins - ground transport exits Villaroche and arrives at the motorway to Paris
12:07 52 mins - drive time // Arrive Central Paris / Notre Dame Cathedral / zero distance marker for France. (drive time viamichelin.com)



RESULT

In this example, using LFPM gets the Pax into central Paris 13 minutes faster than going to LFPB.
In addition, there is around 15 minutes less flight time, and so a lower cost, more competitive flight.