

For your safety
 Für Ihre Sicherheit
 Pour votre sécurité
 Mo to haumaru

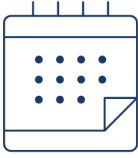
PILOT SAFETY CARD

C-TWO-FU BRIEFING

Please print this card. Put it in places. Feel free to remove it and use it if you find it!



C - CHARTS



CONFIRMATION
 MAKE SURE DATES ARE CORRECT




CHART VS BOX
 ARE YOU BRIEFING WHAT YOU'RE FLYING?



THREATS
 WHAT DO YOU SEE THAT'S DIFFERENT OR UNUSUAL?



STRATEGY
 WHAT ARE YOU GOING TO DO ABOUT IT?

T - TERRAIN



OPERATIONAL
 THE OPERATIONAL BITS LIKE CONSTRAINTS



SAFETY
 GETTING OVER IT, AVOIDING IT, THE RISK OF NOT...



OTHER THREATS
 OTHER THINGS LIKE TURBULENCE, ELEVATION..



STRATEGY
 HOW ARE YOU GOING TO DEAL WITH IT ALL?


W - WEATHER



PERFORMANCE
 TAKE OFF AND LANDING



SAFETY
 WIND SHEAR, STORMS, GUSTS, ICE/SNOW...



PROCEDURES
 ANY SPECIFIC PROCEDURES OR LIMITATIONS?



STRATEGY
 WHAT ARE YOU GOING TO DO ABOUT IT?

O - OPS



AIRCRAFT
 MELs, CDLs, RANDOM OR SPECIFIC PROCEDURES?



AIRPORT
 NOTAMS, PROCS (NABT, ALTIMETER SETTING), OTHER TRAFFIC IN AREA?



THE PLAN
 THE OVERALL PLAN - HOW YOU'LL FLY IT (AUTOPILOT?)




CROSSCHECKS
 A GOOD TIME TO CHECK EVERYTHING YOU'VE SAID IS SET UP

F - FUEL



WANTED?
 WHAT DID YOU ASK FOR?



NEED?
 DOES IT MATCH THE FPLN, LATESTS CONDITIONS ETC



HAVE?
 DOES IT ALL ADD UP?



U - YOU
YOU?
 HAVE YOU SEEN ANYTHING?
KEEP IT INTERACTIVE!

DON'T BE BORING.
DON'T TALK ABOUT STUFF YOU DON'T NEED TO TALK ABOUT.