

Japan BizAv Ops: Haneda, Narita, and Nagoya Explained

Andy Spencer

13 January, 2026



Japan is a great place to pilot a BizJet. It has super efficient ATC, spotlessly choreographed ground handling, and some of the best customer service you'll find anywhere. But it also comes with **a maze of rules, slot systems, strict curfews, and a cultural operating style that does *not* reward improvisation.**

If you have not been to Tokyo recently, or ever, here is the short version. It is brilliant. It is also very easy to get yourself boxed in by paperwork, curfews, and slot rules if you do not understand how the system works.

This guide focuses on what actually matters for BizAv crews operating into Tokyo and nearby alternates – **RJTT/Haneda, RJAA/Narita, and RJGG/Nagoya.**



What Makes Japan “Different”

Three concepts matter above everything else:

1. **Japan is a PAPERWORK country - everything begins and ends with approvals:** Airport slots, runway slots, parking slots, customs/CIQ slots... your trip will succeed or fail based on how early and how accurately your handler books these. This is why it is hugely important to work with one who you can trust and have a good relationship with.
2. **They expect you to follow EXACTLY what you filed:** Japan does not like late changes, creative ground routing, early arrivals, or “we’ll see how it works out on the day.” If you change *anything* (ETA, ETD, passenger count) then you can expect to have to get a new approval. You can expect to lose your departure slot if you are not ready on time, and if you are ready early, most likely you will be waiting on the ramp for your allowed departure time.
3. **ATC is world-class, but extremely procedural:** Local slang is not a thing in Japan. Phraseology is pure ICAO. But be ready for long STARs, strict speed control and a lot of traffic. Controllers accents can be strong, but what they say, and what they expect pilots to say comes right out of the ICAO rulebook.

RJTT/Tokyo Haneda: The BizAv Trophy Airport (with a very bad slot hangover for Winter 2025/26)

Haneda is the airport everyone wants, it’s close to the city, has plenty of runways, and easy for pax transfers. But it’s also the hardest airport in Japan for BizAv access. And right now, it is worse than ever.

The Big New Gotchas at Haneda

- **Slots are at crisis level:** Since early 2025, the slots available for BizAv operators have been seen to be drying up, and unfortunately it has only become worse since the Winter 2025/26

schedule began. Day time slots (0800-2300LT) are nearly never available which leaves just some overnight slots open for BizAv operators to pick up. However what you can do with a good handler is secure slots for RJAA/Narita and ask them to keep an eye out every half day for a slot which may have opened up due to a cancellation. I recently had a slot open up in RJTT/Haneda, 30 minutes prior to engine start for our flight into RJAA/Narita, this is how to the wire it can be.

- **Parking remains another challenge:** Even if you secure a slot, securing apron/parking is increasingly difficult for BizAv. Remember that you need three slots for operating at RJTT/Haneda. Parking slot, landing slot and a departure slot.
- **Slot allocation process is rigid:** Your handler will take care of this, but the trifecta is a tough one to manage. Your pax need to understand that there must be flexibility in both their arrival and departure time.
- **Competition from the airlines:** Haneda prioritises scheduled airline traffic above BizAv. As traffic has recovered since the end of Covid, BizAv has been squeezed out.
- **Parking limitations:** There is a hard rule of 4 nights parking, non negotiable. If you need to park for a 5th night or more, than it is time to reposition to RJAA/Narita or RJGG/Nagoya.

Operational Notes

- **Long RNAV STARS:** The RNAV STARS into RJTT are long and usually flown in full due to noise over the city. Do not plan on shortcuts, although you may occasionally get a vector or track shorten late.
- **Strict arrival speeds:** ATC will assign speeds on arrival and expects full compliance. You will normally be told “resume normal speed” before the approach – that is your cue to slow down, not speed up.
- **Long taxis after landing:** Taxi distance depends heavily on the runway in use. Most BizAv parking is on the GA ramp in the N-Area, which can mean a long roll.
- **Turnaround parking exception:** If you are doing a quick turn, ATC will often park you on P11 near Terminal 3, which saves time and crew walking.
- **Tokyo Bay fog risk:** Sea fog and low cloud are common, especially on winter mornings. Conditions can change quickly.
- **Runway use driven by noise:** If weather allows, arrivals favour 34L and 34R. If not, expect 22 or 23 via the LDA approaches. When those are not usable, the airport switches to 16L and 16R. This is all about noise mitigation for the city below.
- **Arrival runway logic:** South and westbound arrivals usually get 34L or 22. North and eastbound arrivals usually get 34R or 23.
- **Departure runway logic:** North and eastbound departures normally use 34R. South and westbound departures use 05. When the 16s are active, 16L is north or eastbound and 16R is south or westbound.
- **No approaches to 04 or 05:** Runways 04 and 05 have no published approaches, so do not expect to land on them.
- **Wind and turbulence warning:** When there are strong winds forecast, you can expect a lot of mechanical turbulence and sheer, bug up the speed and stabilise early would be my

recommendation. Also watch out for the 1000' winds, they can often be 50knots or greater and this leads to a very sporty final approach.

Noise Restrictions, Curfews and Operational Hours

- **Noise-driven runway assignment:** Haneda uses strict noise abatement and time-based runway patterns. You will be assigned a runway and there is no negotiation. BizAv is typically sent to 34L or 22.
- **Performance-based refusal only:** If you genuinely cannot accept the assigned runway, use the phrase "unable due performance". ATC may accommodate you, but this is not a free pass. The JCAB has been known to meet aircraft on arrival for a ramp check to verify the performance limitation.
- **24-hour BizAv passenger gate:** The business aviation gate at Terminal 3 operates 24 hours, but it is for pax only.
- **Crew screening:** All crew clear via the standard crew channel in Terminal 3 alongside airline crew. This can be slow and congested. I would allow at least 45 min from arrival at the terminal to having the APU up and running, an hour would be more comfortable.
- **No APU restrictions:** RJTT/Haneda does not enforce any APU restrictions on arrival or departure. This is handy since in the winter it gets very cold (with some snow) and in the summer it is very hot!

Fuel & Handling & Parking

- **Handling:** is excellent, extremely polite, and English is solid. But crew *must* follow the handler's instructions exactly they'll tell you when to tow, taxi, reposition.
- **Late changes:** Given the slot/parking squeeze, late changes on the day may trigger re-filings with the authority. It is often impossible to shift an arrival or departure time. You have a slot buffer of 30 minutes, be careful not to exceed this, you will be required to report the reason for this to the JCAB.
- **Fuel:** Fuel is available in Tankers on the N apron, it is up to 5000USG, so if you need more than that, let them know in advance. For large fuel orders, you can ask for a bay on the P11 apron, they will assign this 1 hour prior to your ETD. But the good thing for this apron is that Fuel is via the underground network so there is not need for a tanker, and it is close to the Passenger BAT.
- **Parking:** There are a handful of Power in/out bays (951-954 & 151-155) but the rest are push back (961 - 969) so keep your pins handy. There are some extra bays which could be used, for mid sized aircraft spot 984 & 985 can be opened up.

Crew Logistics

- **Hotels:** Haneda is around 15-30 mins to most of the big hotel chains, this is the reason it is so popular for the owners of a Bizjet. Some good options are the AC Hotel Ginza, Tokyo Westin, Prince Sakura Autograph hotel or the Sheraton Miyako. Be prepared to pay though, hotel rates are high, unlike the cost of Jet A1, which is cheap in Japan. especially compared to the US.
- **CIQ:** Crew are usually processed as a regular passenger, so they are given a passport sticker,

this is good it allows you to roam anywhere in Japan. Watch out if you get given an Orange Shore Pass as this only allows you to roam within 100km of the airport on entry. You will get yourself into trouble if you try and jump on the Shinkansen.

RJAA/Tokyo Narita: The BizAv Workhorse Airport

Narita is the airport that quietly saves every BizAv trip to Japan. The biggest downside is the distance from down town Tokyo. However it could really depend on where the boss's meetings are, since Tokyo is northeast of Haneda. Generally you should allow 60-90 minutes via limo to CBD Tokyo.

Why BizAv Operators End Up at Narita

- **Parking availability:** Far better than Haneda for overnight and multi-day stays. The airport allows up to a months parking and there are some hanger slots available which can be good for the winter time since Tokyo does get below 0c and snows.
- **Slots are still required, but far more achievable:** There are 2 runways at RJAA/Narita, but since the majority of domestic flights run from RJTT/Haneda, the airport is not as busy. You generally will get your arrival and departure time of choice. But be wary of the 2300-0600LT curfew.
- **Customs/Immigration is smoother for BizAv:** The dedicated BAT processes both passengers AND crew so this saves you at least 30 minutes compared to RJTT.

Operational Notes

- **Expect long taxi times:** Narita is spread out and there is a farmer who lives nearby the threshold of Runway 34R, he refuses to sell his land, so the airport built around him, give them a wave when you are on Kilo or Lima ☺
- **Arrival and departure runways:** You will always land on 34R/16L, and departures are mostly 34L/16R. The only way to get assigned the "long" runway for landing is if it is required due to aircraft performance, and the key here is REQUIRED. If this is the case a simple "Require 34L due landing performance" will suffice and approach will do the rest. But remember the JCAB has been known to ramp check aircraft to take a look at the performance requirements.
- **Seasonal winds can be strong:** In the winter, NW winds across the runway 34s are a known challenge. You can expect 50knots or more at 1000' and it gets very bumpy, so bug up the speed and buckle up.
- **Take a look at the arrival and departure chart:** You will notice that when 16L/R are in use, they will keep you high until abeam the airport and then descend you late downwind and base, this is to keep you clear (to the north) of the departing traffic. Remember that you will always be north of the airport, there is no circuit to the south since that interferes with RJTT.

Noise Restrictions, Curfews and Operational Hours

- **Narita has a hard 2300L-0559L curfew:** No exceptions. Well, ok, there is a one hour buffer which the airport can enact if there has been heavy snowfall and they are dealing with deicing. But that's the only time it happens, and no matter how much you ask, they won't change this.
- **If your schedule pushes late arrival or early departure, plan accordingly:** Let the pax

know the hard limit, many flights have been grounded over night because of this. It is an airborne time, not off blocks time.

Crew Logistics

- **Hotels:** Lots of hotels nearby, not many western brands (Marriott / Hyatt) but the local hotels are clean and do the job. The airport is a big travellers hub, so the hotels in Narita tend to cater for airline layovers. For longer stays head downtown to Tokyo and you will find a lot of options, although be prepared to spend big.
- **CIQ:** Just like RJTT/Haneda, crew are usually processed as a regular passenger. The shore pass issue is the same.

RJGG/Nagoya: The Best-Kept Secret

Nagoya is the dark horse of Japanese BizAv ops. If you need Japan but don't *need* Tokyo itself, RJGG is often a dream. Located 150nm south of Tokyo, Nagoya is a smaller city with an airport that punches well about its weight. Your passengers probably won't choose this place to be dropped off, but when parking becomes an issue further north, then Nagoya is your saviour.

Nagoya is my choice of tech stop when heading westbound from the SA. Many people overlook it, but it's one of the most efficient stopovers for some fuel before you continue.

What Makes Nagoya Great

- **Parking:** nearly always available as are some hangers if you need them
- **Slots:** easier to secure.
- **Customs:** fast and polite.
- **Ops more predictable:** way less congestion than Tokyo. And you can get super quick turnarounds with power in / power out bays and hydrant refuelling.

Nagoya is a great option for quick tech stops on long-range Pacific or Europe legs, or simply as the pressure valve when Tokyo is full – an easy place to park, lay over cheaply, and wait things out while the passengers are in the city.

Operational Notes

- **Winter winds:** the bay can produce mechanical turbulence and gusts. So you can expect some strong crosswinds
- **Approaches:** these are straightforward with no major “hidden” quirks (compared to Tokyo). You will get a nice easy STAR and there is little to no track shortening to cause you foul.
- **More flexible:** less stressful from an ops planning standpoint. There is hardly any traffic so very little delays, and you can plan for very quick turn arounds.

Permits, Paperwork, & the “Japan Style” of Operations

Permits - Landing & Overflight

Foreign BizAv flights generally need a landing permit. Lead time for part 135 is at least 3 days but be wary of national holidays. For Part 91 Ops there is no lead time and the permits can be applied for up to the day prior to your operation.

Overflight permits are only required if you are using an aircraft which has special airworthiness permits.

The earlier you submit, the better. And remember that any revision of timing will need to have an updated permit - this can be the tricky part.

Passenger Lists & Crew Data

Japan expects accurate final pax/crew counts ahead of time. **There is no passenger e-APIS, a GD to the handler will suffice.** Last-minute changes (especially add-ons) can trigger re-submissions and delays.

Domestic Cabotage

If you are a Part 135, then it is impossible. Domestic cabotage is prohibited unless it's an empty repositioning leg. Passengers cannot join for domestic legs only. **As a Part 91 flight, there are no cabotage restrictions.**

Handlers

The handler is your trip's linchpin. They deal with all the bureaucracy (airport authority, customs/quarantine, parking, ramp). If your handler says "this is the only slot/stand we've got", you have to believe it!

Like most places there are many handlers to choose from. I have personally always use Aeroworks (fltops@aeroworks.jp), another very reliable one is Universal Japan (japan@universalaviation.aero).

ATC, Airspace & Flight Planning Quirks

STARs/SIDs

The RNAV/STARs are long and structured. **Don't assume direct routing once inside Japanese airspace.** There is Datalink Airport ATIS and the STARs always link up nicely to the runway in use. Pay attention to the ILS since they have both Y and Z iterations.

Speed Control

The JCAB have a 250kts at 10'000' and below. Even if you get a "cancel speed restriction" this speed limit remains, only the STAR or SID restriction are cancelled. **You will be given speeds to fly.** On arrival this is monitored closely so do pay attention to the instructions.

Holding

Tokyo is congested and you could well find yourself in a hold during the STAR. **The holds are standard ICAO PAN holds, with a slight twist.** The speeds are based on the old PANS OPS doc.

Altitude (feet)	Speed (knots)
0-6000	210
6001-14000	220
14001-20000	240
20001-34000	240

Comms & Datalink

Japan now is using Datalink for En-Route control, you can **log in via RJJJ**.

VHF radio coverage is excellent but remember to **keep it standard ICAO phraseology** to make everyone's life easier

ATIS for most airports can be downloaded via Datalink.

Weather - Don't Underestimate It

Winter (especially Winter 2025/26)

Expect stronger cold air intrusion earlier than usual in the 2025/26 winter. This is thanks to a La Niña-like system. It will bring an early-season arrival of cold air and increased risk of localised heavy snow on the Sea of Japan side, so **RJAA and RJTT will be affected**.

Snow does fall in Tokyo although it is not that common. **However both RJAA and RJTT do have deicing with Type 1 & 4 fluids available**. Expect delays when these procedures are in use. Both airports have Cat III LVO approaches.

Summer

Expect typhoons and thunderstorms! Typhoons will have you relocating the jets and a thunderstorm weather band will give you massive delays. Northern Japan gets very very warm, particularly in late July – September.

Shoulder Seasons

Fog, low ceilings, early morning dew/frost. Strong winds bring **turbulence and gusty approaches** – bug you speed as needed.

Crew Experience & Cultural Nuances

Precision Matters

Japan expects precision: paperwork, timing, process. This means it is a great experience to operate here, because what you expect is what you get. But make sure you read up about the operation, and check out the airport briefing pages (10-).

Time is precise, if they say your slot is 0900, then you should aim for 0900 at the threshold. But one thing to check with your handler is the slot tolerance, it is generally +/- 30 minutes. **It's worth briefing your passengers that the slot isn't optional** – so a late arrival by them could result in a cancelled flight plan.

Don't Improvise on the Ramp

Ask your handler for instructions. Turn directions and start up procedures are strictly enforced. Unauthorised stepping into restricted zones, opening panels, crew wanderings are flagged and can slow you down. And you should always wear a safety vest.

Fuel spills are a big deal in Japan. If one occurs the refuel operator will call the airport authorities and you can expect a visit from the JCAB and fire truck. You will have to clean up on the spot (prior to you moving) and there are many pages of reports to fill in.

Cultural Nuances

You may need to use Google Translate or similar – but the locals are very friendly and will help however they can

Don't tip, it is considered to be rude and so it should be avoided. In the bigger cities, the locals are becoming more tip aware and so if you are in a big city and feel like you would like to tip, then you could.

Keep your voice down, don't use your phone on the train and make sure you queue up properly (there is always a queue!). Public drinking is legal, however don't make a nuisance out of yourself!

Final Thoughts

Japan is predictable, structured, and extremely polite – as long as you play by the rules. Tokyo works well if you plan early, lock the slots, and stay disciplined, especially at Haneda during Winter 2025/26. When Tokyo fills up, Nagoya usually saves the day without any drama.

Your handler is everything here. Trust them, follow the plan, and things run smoothly. Try to wing it, and Japan will very calmly, very politely, say no.

Japanese Prime Minister Funeral: Tokyo Restrictions

OPSGROUP Team
13 January, 2026



Japan is hosting a state funeral for former Prime Minister Shinzo Abe in Tokyo on September 27.

While airport operations should not be disrupted to the extent London airports have been for Queen Elizabeth's funeral (a noise thing), you can expect some disruptions (a capacity thing).

The Funeral

The funeral will take place on **September 27th, in Tokyo.**

Around 190 foreign dignitaries are expected to attend and **RJTT/Haneda** will likely be accommodating the majority of flights coming in for it.

Ground disruption

Activists are planning to hold protests in the city on the same day, and will most likely gather at major public spaces.

This probably won't include airports given the higher levels of security, and more restricted access at them. Security across the city will be increased though, with additional check points in place, and police monitoring.

Ground transport delays are therefore likely, and access across the city is probably going to be reduced.

Airport Disruptions

There are **no planned restrictions for scheduled commercial flights** into RJTT/Haneda or RJAA/Narita, in fact the Japanese CAB (Civil Aviation Bureau) are yet to release any specific restrictions.

However, previous ceremonies have resulted in restrictions, and **restrictions which particularly impact General/Business Aviation** so here's what we think might happen:

- Loads of visiting dignitaries means loads of visiting aircrafts which means loads less parking and handling capacity for other aircraft.
- From Sep 24-29, no non-commercial or general aviation will be accommodated at RJTT/Haneda unless approved through diplomatic channels.
- It is a big event which is already generating good and bad reactions in Japan, so security is going to be higher, which means some airspace restrictions may be put into place. You can definitely expect something like a 25nm radius around the Imperial Palace as a prohibited area.
- More restrictions at the already busy RJAA/Narita. Mostly night ones (2300-0559 local type things).

Other options

Narita and Haneda aren't your only two airports. You have a few more worth looking at.

And remember Japan has an **amazing high speed train** so it's easy to get from airport to airport.

RJCC/Sapporo New Chitose Two 3000m runways, all equipped with ILS approaches (CAT II/III on the southerly direction runways). But, it has construction going on, so a lot of *stuff* is unserviceable. Check notams and temporary charts before heading in here.

RJBB/Kansai Two 4000m runways, CAT II equipped, and all they have amusing "human" names for a lot of their arrivals and departures. Another one with works on though so look out.

RJGG/Nagoya Chubu A 3500m runway, CAT II/III equipped.

RJSS/Sendai 3000m runway, CAT I both ends.

These all have restrictions on overnight parking with **priority given to VIP flights**.

What about the Covid entry rules?

Ah yes, we almost forgot! Japan's Covid-related entry rules are **different for passengers and crew**.

For passengers: you can check the (fairly straightforward) info on entry rules on the official website [here](#).


For crew: technically, the rules are written [here](#), but with some extra info supplied from local agents, here's the lowdown:

- To avoid hotel quarantine, crew who have been in a 'blue' listed country within the past 14 days need to be either vaccinated (3 doses) or get a PCR test issued within 72hrs of departure. Crew who have been in 'yellow' countries must be vaccinated - they don't have the option of a PCR test. You can see the list of yellow countries [here](#).
- Crew don't need to complete the form at the MySOS site, and they don't need to get a visa in advance - they get issued a shore pass on arrival.

If you need the help of a local handling agent in Japan, we recommend you get in touch with Aeroworks at fltops@aeroworks.jp

Tokyo airports set to ban GA/BA ops for a week

David Mumford
13 January, 2026



Plans are afoot for the big event happening in Tokyo in October – the enthronement of the new emperor!

The bad news for operators – authorities are now telling local handlers that GA/BA will be completely prohibited from both RJAA/Narita and RJTT/Haneda airports in Tokyo from 19-26 Oct.

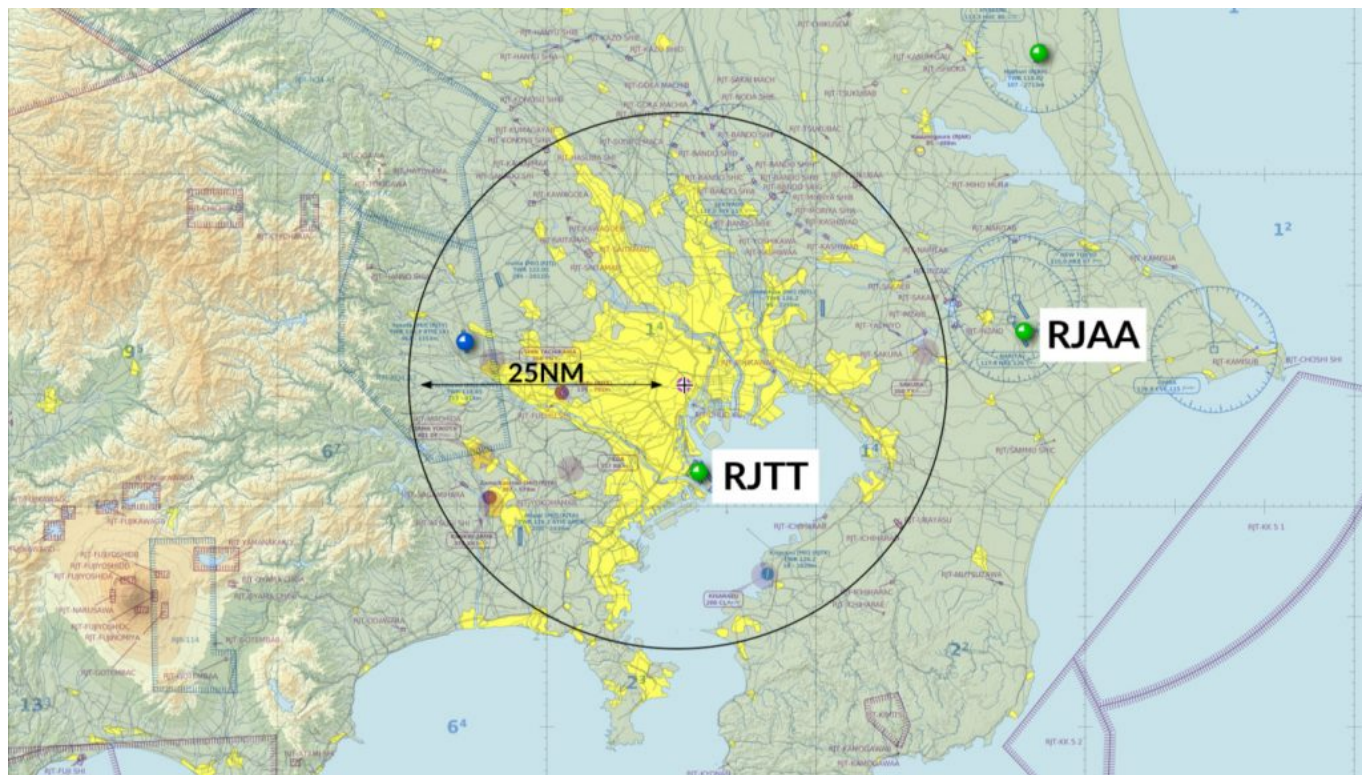
The only flights that will be considered are those carrying official delegations – but even most of those will have to find parking elsewhere. Japan Civil Aviation Bureau (JCAB) anticipates around 150 official delegation flights will visit Japan for the event, but with the Tokyo airports only having space for around 50 aircraft between then, the remaining 100 or so aircraft will be forced to reposition elsewhere.



So far, the only advisory JCAB have officially published on this is here – a vague warning that basically says head of state flights will be given priority at the Tokyo airports, and to expect congestion at all the other main international airports across the country. Local handlers expect RJGG/Nagoya, RJBB/Osaka, and RJSS/Sendai to be worst affected.

Airspace Restrictions

JCAB have published these already, available [here](#). Ultimately, between Oct 21-25, SFC-UNL, no one will be allowed to fly within 25NM of the Imperial Palace in Tokyo, unless they have special approval from ATC.



We will keep this page updated with further restrictions and announcements as we get them. If you have any news to share, please email us at news@ops.group

New rules for ops to Japan

David Mumford
13 January, 2026



Operators to all the main airports in Japan must now sign a statement saying they will take measures to

ensure objects don't fall off the aircraft. The authorities also want you to agree to pay compensation for any incidents where damage is caused by falling objects – potentially also when the falling objects don't even come from your aircraft!

For the past ten years, Japan has required its own airlines to report any objects falling off aircraft during take-off or landing. But from March 2019, this applies to all foreign operators too.

Japan published **AIC 7/19** on 28 FEB 2019, which outlines the measures they require all crews to take when operating at Japan's airports. It comes with two attachments which both need to be signed and returned to the Japanese authorities **by post**, prior to ops.

Technically, you must send **hard copies** of these to **each airport** you will fly to in Japan. However, local handler Aeroworks has told us that operators can email them copies of everything by email, along with a power of attorney letter, and they are authorised to pass everything on to local authorities – they can provide this service for most airports in the country.

Attachment 1: This lists all the measures to take, including: completely draining the lav/waste pipes prior to take off to prevent ice blocks from forming, confirming all panel doors are closed, inspecting for leaks, removing rainwater or snow from cargo when loading.

Attachment 2: This is a strange one. It says the following:

“In case that it is unable to identify one specific aircraft which caused the damage by falling objects from aircraft (hereinafter referred to as “the causing aircraft”) and to identify a person responsible for the compensation of the damage, and if the Falling Object Confirmation Committee established in Regional Civil Aviation Bureaus of Ministry of Land, Infrastructure, Transport and Tourism determines a presumably causing aircraft (hereinafter referred to as “the acknowledged aircraft”), the operator of the acknowledged aircraft shall bear the amount of expenses for compensation of the damage, proportionally divided by the number of the acknowledged aircraft.”

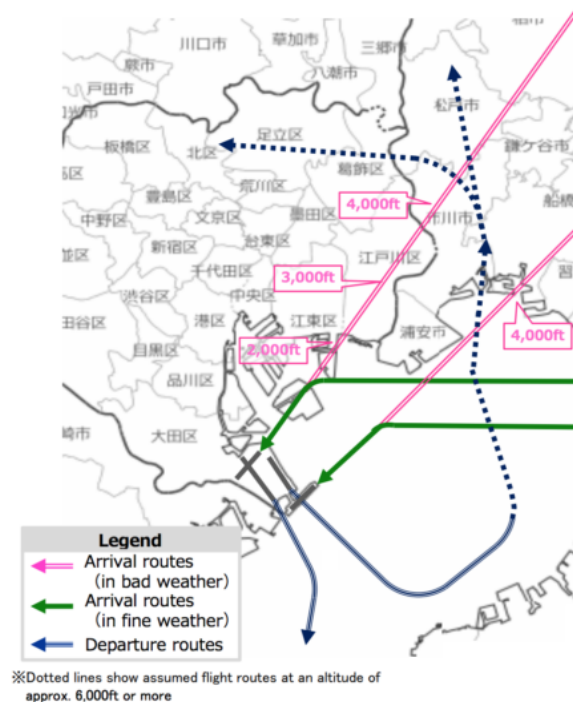
If we're reading that right, that basically means if something falls off a plane and causes damage, and they can't figure out which specific one it came from, whichever aircraft were in the area at the time may all be required to share the cost of paying for any compensation that may be due!

Over the past few years there have been a number of high-profile incidents in Japan where objects have fallen off aircraft. In September 2017, an aircraft panel fell onto a car driving on a busy street in Osaka; and in May 2018, a hospital in Kumamoto was sprayed with metal fragments from an aircraft that had suffered engine failure after taking off from RJFT/Kumamoto Airport.

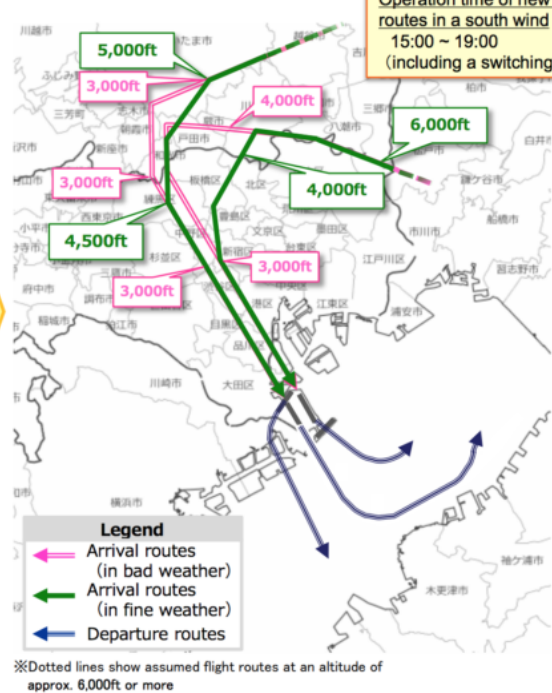
With the Tokyo Olympic Games coming up in July 2020, local authorities are keen to ensure no such

incidents occur here.

Current Flight Routes



New Flight Routes



Percentage of a south wind operation
About 40% (Annual average)
Operation time of new flight routes in a south wind
15:00 ~ 19:00
(including a switching time)

Change of Runway Operation and Flight Routes (South wind operation)

Airport authorities are looking at ways to increase slot capacity at Tokyo's airports, and one such measure will be to revise the arrival routes to RJTT/Tokyo Haneda, which will mean that flights will operate almost directly over the city centre - and these new rules regarding objects falling off planes have been implemented in response to this.

Further reading

- The presentation made by the Japanese delegation to ICAO's Air Navigation Oct 2018 Conference, regarding the various measures taken to prevent objects falling off airplanes in Japan. Check it out [here](#).
- IFALPA has published a Safety Bulletin which provides some great info on the various different approaches that are available at RJTT/Tokyo Haneda, depending on the wind direction and the time of the day, with a focus on the reduced options available if operating overnight. Definitely worth a read if operating to RJTT. Check it out [here](#).

Midweek Briefing: Where is Zika, Elevated

North Korea Risk

Cynthia Claros
13 January, 2026

INTERNATIONAL BULLETIN	ISSUED BY FLIGHT SERVICE BUREAU
	SITA HNLFSXH AKLFSXH AFTN KMCOXAAL
	EMAIL INTL.DESK@FSBUREAU.ORG



Where is Zika? 24AUG With the again-increasing levels of Zika infection worldwide, this updated map will be useful to operators. Check Zika Map.

North Korean Risk Elevated 24AUG We've published an updated **Unsafe Airspace Summary** today, which elevates North Korea to Level 2 in our warning list. In 2016, there have been increased instances of medium-range ballistic missile (MRBM) launches without prior warning. Read the article

DIAP/Ivory Coast issued a Notam last Friday advising of 'serious risks to safety' when operating through the Tripoli FIR. Not many operators are entering this airspace, but it's unusual for a non-adjointing country to issue advice like this, so we'll mention it.

SPZO/Cuzco, Peru is busy at the moment; non-scheduled and GA flights cannot park overnight, and there are Traffic Management procedures inbound. Don't forget if operating to Cuzco that special crew training is required.

WADD/Bali Authorities have stepped up security measures at all the entry points on the island, following recent reports of an alleged plot to carry out attacks.

HKNW/Nairobi Wilson is operating normally again after a Police helicopter crashed on take off on Monday, near the control tower.

LLZZ/Israel Israeli aircraft attacked mortar positions in southwestern Syria near the border with the Golan Heights on 22AUG. The airstrikes were apparently in response to mortar fire from the Syrian side of the border.

RJAA/Tokyo Narita is open again after the passage of Typhoon Mindulle. The control tower at Narita was evacuated due to strong winds, the first time this has happened since the 9.0 earthquake in March 2011.

WIZZ/Indonesia has warned its neighbours that haze from forest fires is beginning to cross the Malacca Strait. In 2015 the smog affected Malaysia, Singapore, and Thailand, causing disruptions throughout the region, closing airports and delaying flights.

EDDT/Berlin Tegel Aircraft larger than ICAO Code D, and parking longer than 3 hours, approval of Traffic Management is required. Contact verkehrsplanung-txl@berlin-airport.de, in place until 30Sep.

VEZZ/India Couple of new ICAO codes here, VASD is Shirdi Airport, and VEPY is Pakyong Airport. AFTN connections not yet set up.

LBPD/Plovdiv Reports of lasers directed at departing aircraft. Notify ATC with any details if experienced.

FOZZ/Gabon If you're arriving into Libreville International Airport you can submit an online visa application at least 72 hours before the date of travel and collect your visa on arrival

BGTL/Thule Updated hours for Radar service – 1100-1900Z Mon-Fri only.

NTAA/Tahiti has a bunch of night-time closures until 03SEP; this is an isolated aerodrome so check carefully in advance of ops.

NWWW/Noumea has ongoing staff shortages in ATC, and therefore interruptions in opening hours for the airport. Check before operating.

VDZZ/Cambodia has introduced a new tourism and business multiple-entry visa, which will allow foreigners to stay in the country for up to three years. The visa will become available on 1 September. The current visa grants visitors a 14-to-31-day stay.

LCLK/Larnaca New ATC Controllers being trained (under supervision)—be nice to them!

FMMM/Antananarivo has a new disinsection procedure for flights arriving from Mauritius; also, all flights from Mauritius must operate to FMMM first before other airports in Madagascar.

HCSM/Mogadishu Due to HF Difficulties, all aircraft in Mogadishu FIR with Satcom are requested to contact Mogadishu FIC on Satcom. Inmarsat 46601, phones +251-20-762274 or +254-20-2365679.

View the full International Bulletin 24AUG2016