


My first North Atlantic Flight is tomorrow - NAT Ops Guide (Updated 2018)

Declan Selleck
1 March, 2018




For the **latest changes and updates on the North Atlantic**, including our most recent **Guides and Charts**, use our NAT reference page at flightservicebureau.org/NAT.

Of all the hundreds of questions we see in OPSGROUP, one region stands out as the most asked about – the NAT/North Atlantic. So, we made one of our legendary guides, to get everything into one PDF. It's called "My first North Atlantic Flight is tomorrow" – **and now we've updated it for 2018!**




Contents:

- 1. What's different about the NAT?
- 2. Changes in 2018, 2017, 2016, 2015
- 3. NAT Quick Map – Gander boundary, Shanwick boundary
- 4. Routine Flight Example #1 – Brussels to JFK (up at 5.45am)



- **5. Non Routine-Flights:** No RVSM, No RNP4, No HF, 1 LRNS, No HLA, No ETOPS, No TCAS, No Datalink - what you can do and where you can go
- **6. Diversion Airports guide:** Narsarsuaq, Sondy, Kef, Glasgow, Dublin, Shannon, Lajes, Fro Bay, Goose Bay, Gander, St. Johns
- **7. Airport data**
- **8. Overflight permits** - routine and special



- **9. Special NAT procedures:** Mach number technique, SLOP, Comms, Oceanic Transition Areas, A successful exit, Screwing it up, Departing from Close Airports
- **10. North Atlantic ATC contacts** for Shanwick, Gander, Iceland, Bodo, Santa Maria, New York - ATC Phone, Radio Station Phone, AFTN, Satcom, CPDLC Logon codes; and adjoining Domestic ATC units - US, Canada, Europe.
- **11. NAT FPL Codes**
- **12. NAT Flight Levels**
- **13. Flight Plan Filing** Addresses by FIR
- **14. Links, Questions, Guidance**



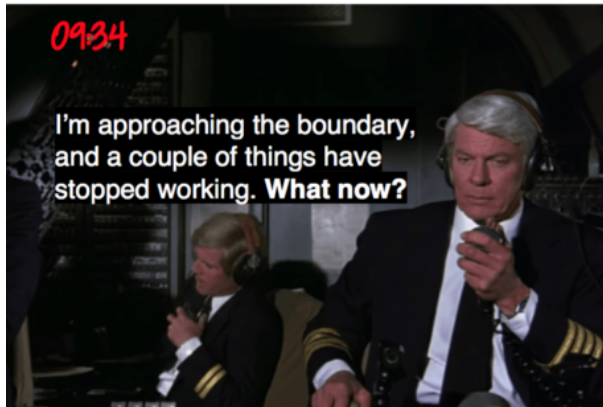
Excerpt from the Routine Flight #1:



Oceanic Clearance

NAT Doc 007, 4.1

- ⦿ You need a specific clearance to enter Oceanic Airspace.
- ⦿ Request it about 60 mins before entering, on CPDLC, VHF, or HF.
- ⦿ When you get your clearance, **don't be a chump** and climb to your ocean level *without* a clearance from Domestic ATC. This happens pretty often, and will make you immediately unpopular. Your Oceanic Clearance is valid from the Oceanic Entry Point (OEP) only.



Equipment Failure before the boundary

NAT Doc 007, 6.6

- ⦿ **HF fail:** Oceanic Clearance received – **fly the clearance**. Tell Domestic ATC. Use Satcom Voice, CPDLC, or VHF relay with other aircraft. **Don't revert to the filed flight plan.**
- ⦿ **HF fail:** No Oceanic Clearance received, and no contact with Domestic ATC: You should enter the OCA **at the FPL requested Oceanic level and speed** but **not** execute any subsequent step climbs in the Flight Plan.
- ⦿ **Datalink – affecting CPDLC or ADS-C.** Tell ATC. They will try to accommodate you within the Datalink mandated area (FL350-390), but you may be rerouted.
- ⦿ **One LRNS failure** (of two) – request a reclearance below or above NAT HLA, or land and get it fixed.



Entering the Ocean

NAT Doc 007, 4.1

- ⦿ Say goodbye to the radar controller, you're on your own now.
- ⦿ Select an offset for **SLOP** – 1nm or 2nm right of track, your call.
- ⦿ Logon to **EGGX**, and call Sharwick on HF for a radio check.
- ⦿ Expect a "Confirm Assigned Route" message on CPDLC.
- ⦿ Check next waypoint is correct, and that you're going there.
- ⦿ Set 123.45 for turbulence complaints + baseball scores, and 121.5.
- ⦿ **Squawk 2000**, 30 minutes after passing the OEP.

If you do have to make a voice position report, then do it like this:
Position, Swissair 100, RESNO at 1235, Flight Level 330,
Estimating 56 North 020 West at 1310, 56 North 030 West Next.



Going around Weather

NAT Doc 007, 13.4

- ⦿ Unless you've spotted the CB late, request a deviation from ATC. Otherwise, follow the **contingency deviation procedure**:
- ⦿ Turn away from the tracks, turn on your lights
- ⦿ Call on 121.5 and 123.45 to tell others
- ⦿ If deviating >10nm, if **north of track** descend 300 feet; if **south of track** climb 300 feet, but only once you are 10nm off track.
- ⦿ Once clear, and back within 10nm of track, return to level.

Buy a copy (\$20) Get it free - join OPSGROUP

To get your copy – there are three options:

1. **OPSGROUP Members**, login to the Dashboard and find it under "Publications > Guides". All

FSB content like this is included in your membership, **or**

2. **Join OPSGROUP** with an individual, team, or department/airline plan, and get it free on joining (along with a whole bunch of other stuff), **or**
3. **Purchase a copy** in the Flight Service Store!